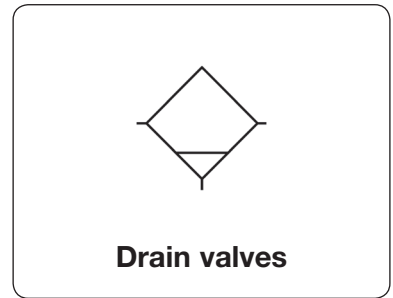


Manual drain The manual drain can be opened by screwing it into the bowl. Once the collected condensate reaches the drain hole, it is being relieved.

Semiautomatic drain The semiautomatic drain semiautomatically separates condensates from compressed air or gas systems. After operating pressure switch-off the drain valve opens and the collected condensate is being relieved.

Automatic drain The automatic drain fully automatically separates condensates from compressed air or gas systems. Once the float lifts from the valve seat caused by the condensate level, the condensate is being relieved. Operating pressure must be 2 bar minimum.



Temperature range 0 °C to 50 °C / 32 °F to 122 °F
0 °C to 80 °C / 32 °F to 176 °F for manual drain made of brass
for appropriately conditioned compressed air down to -30 °C / -22 °F



Valve type	Description	For filter/ filter regulator	For bowl type	Operating pressure max. bar	Order number
------------	-------------	---------------------------------	------------------	-----------------------------------	-----------------

Drain valves SA/RK

		1/8"-27 NPSM thread of internal valve			SA/RK
manual drain	made of brass	F20/F35...F105/ F504/F602/ B11/B12/B20/B21/ B35...B105/B548	all	21	SA600Y-71
	made of plastic	F20/F35...F105/ F504/F602/ B11/B12/B20/B21/ B35...B105/B548	all	21	AWF-10
semiautomatic drain drainage after pressure switch-off	piston drain	F504	all	12	RK504SY
		F602-02/-03	A/B/W	12	RK602SY
		B11/B12	all	12	4210
	spring-loaded	F20	all	12	4212
F35		all	12	PKF35	
automatic drain	internal mounting effective from 2 bar on	F20/F75/F602/B11/ B12/B20/B21/B75	all	12	SA605MD
		F20/F105/F602/ B20/B21/B105	all, except for W at F105	16	SA702MD
		F105/B105	W	12	SAF105MD
	external mounting	F602-04 to -20	A/B/W	18	SA602D
		F602-04 to -20	E/F	18	SA603D



Drain valves made of SST SA

		1/8"-27 NPSM valve thread			SA
automatic drain	internal mounting effective from 2 bar on	F10/F11/B11-S	all	12	SA10MDSS

